

Protecting the Public Purse

Fraud Briefing 2014


Tewkesbury Borough Council



Purpose of Fraud Briefing




Provide an information source to support councillors in considering their council's fraud detection activities



Extend an opportunity for councillors to consider fraud detection performance, compared to similar local authorities



Give focus to discussing local and national fraud risks, reflect on local priorities and the proportionate responses needed



Be a catalyst for reviewing the council's current strategy, resources and capability for tackling fraud

Understanding the bar charts

Outcomes for the first measure for your council are highlighted in yellow in the bar charts. The results of your comparator authorities are shown in the green bars.



Outcomes for the second measure for your council are highlighted as a green symbols above each bar. The results of your comparator authorities are shown in the white triangles.



A ‘*’ symbol has been used on the horizontal axis to indicate your council.

All data are drawn from council submissions on the Audit Commission’s annual fraud and corruption survey for the financial year 2013/14.

In some cases, council report they have detected fraud and do not report the number of cases and/or the value. For the purposes of this fraud briefing these ‘Not Recorded’ records are shown as Nil.

Comparator group

Babergh
Cheltenham
Cotswold
Craven
Derbyshire Dales
East Cambridgeshire
Forest of Dean
Gloucester
Hambleton
Lichfield
Maldon
Malvern Hills
Mid Devon
Mid Suffolk
Rushcliffe
Stroud
Tewkesbury
Wychavon

Interpreting fraud detection results



Contextual and comparative information needed to interpret results



Detected fraud is indicative, not definitive, of counter fraud performance (*Prevention and deterrence should not be overlooked*)



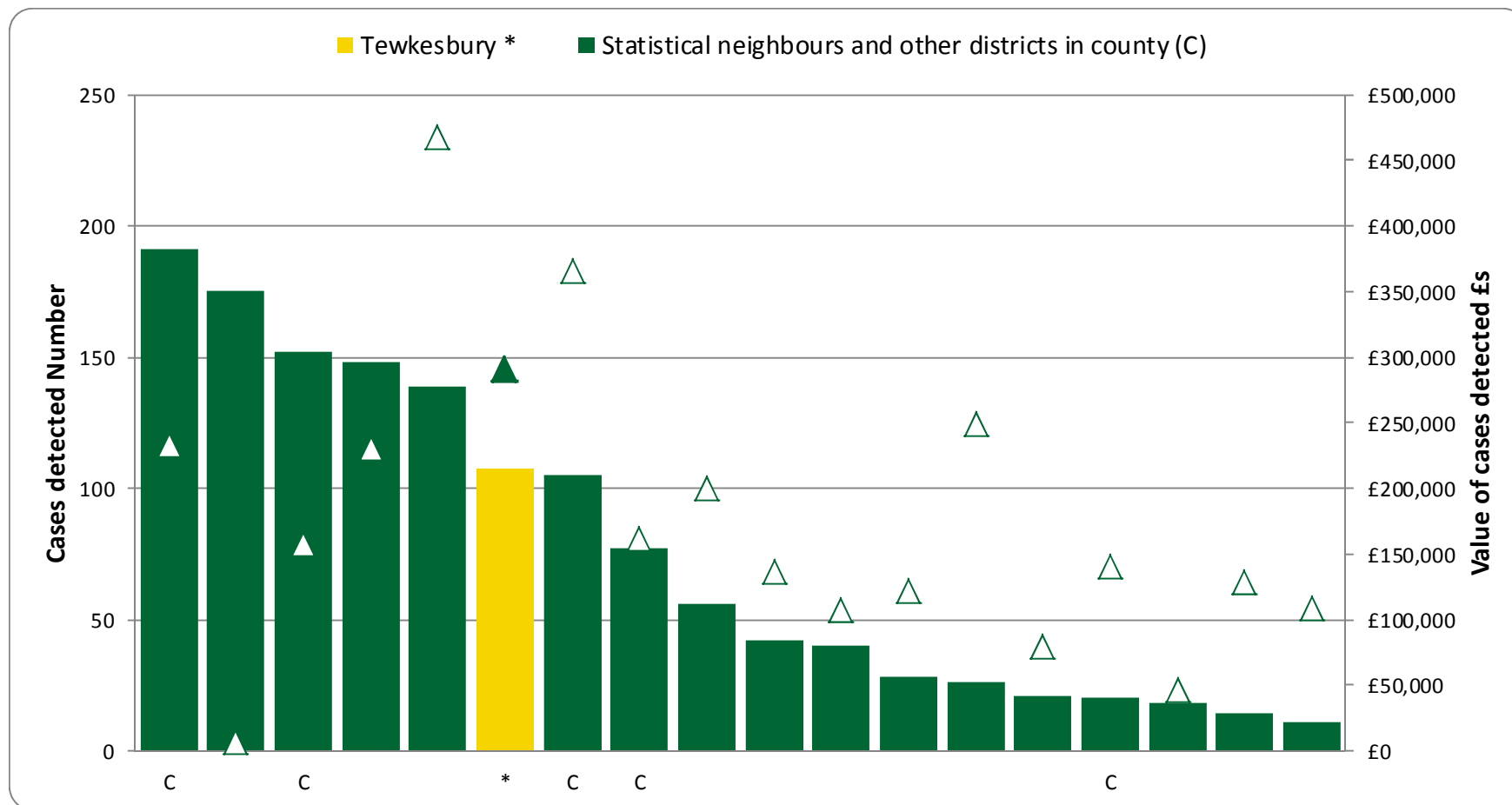
No fraud detected does not mean no fraud committed (*Fraud will always be attempted and even with the best prevention measures some will succeed*)



Councils who look for fraud, and look in the right way, will find fraud (*There is no such thing as a small fraud, just a fraud that has been detected early*)

Total detected cases and value 2013/14 (Excludes Housing tenancy fraud)

Tewkesbury



Tewkesbury detected 108 cases of fraud. The value of detected fraud was £289,636.

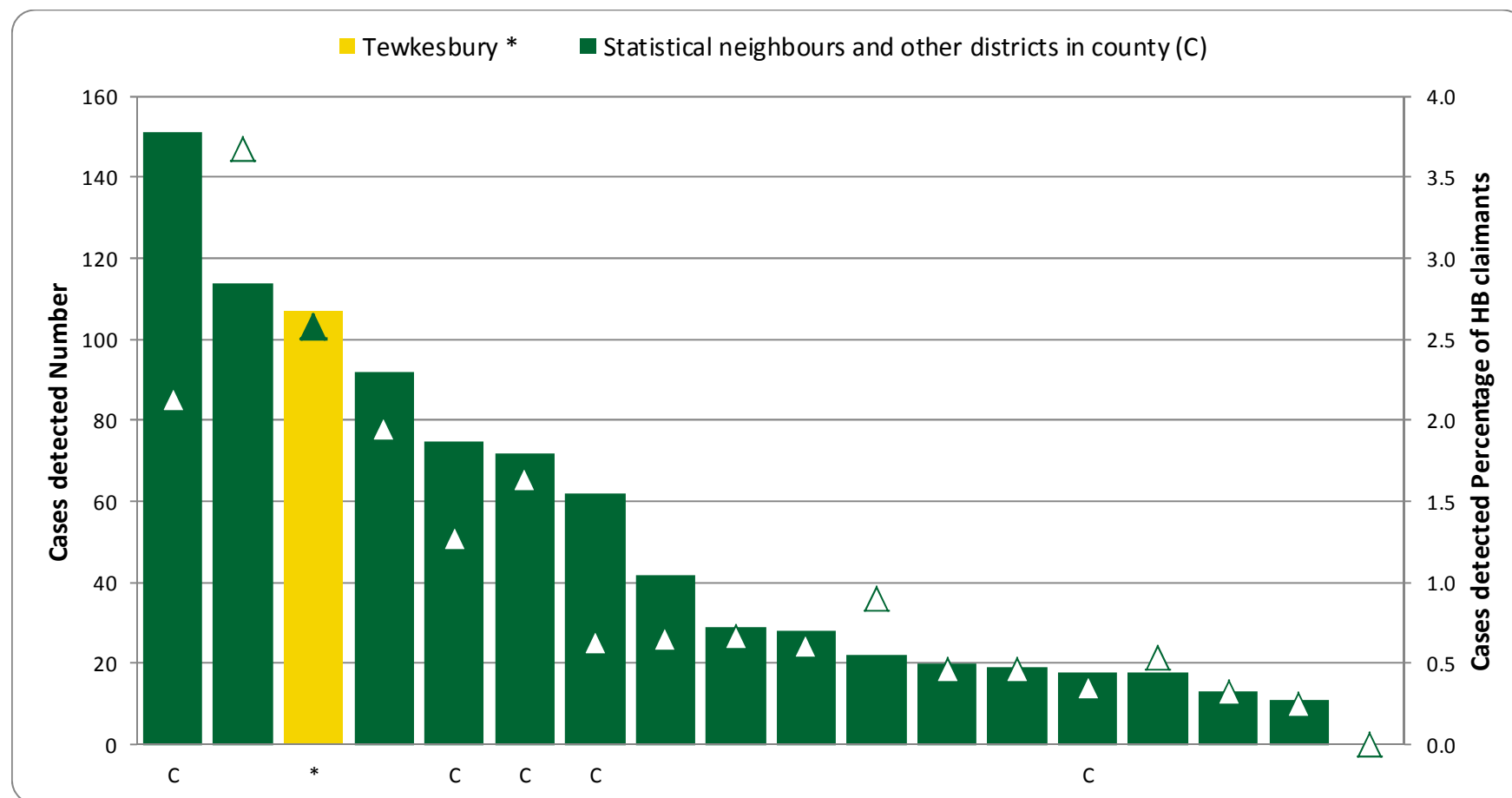
Average for statistical neighbours and county: 74 cases, valued at £173,134



Housing Benefit (HB) and Council Tax Benefit (CTB) 2013/14

Total detected cases, and as a proportion of housing benefit caseload

Tewkesbury



Tewkesbury detected 107 cases of this type of fraud. The value of detected fraud was £289,636.

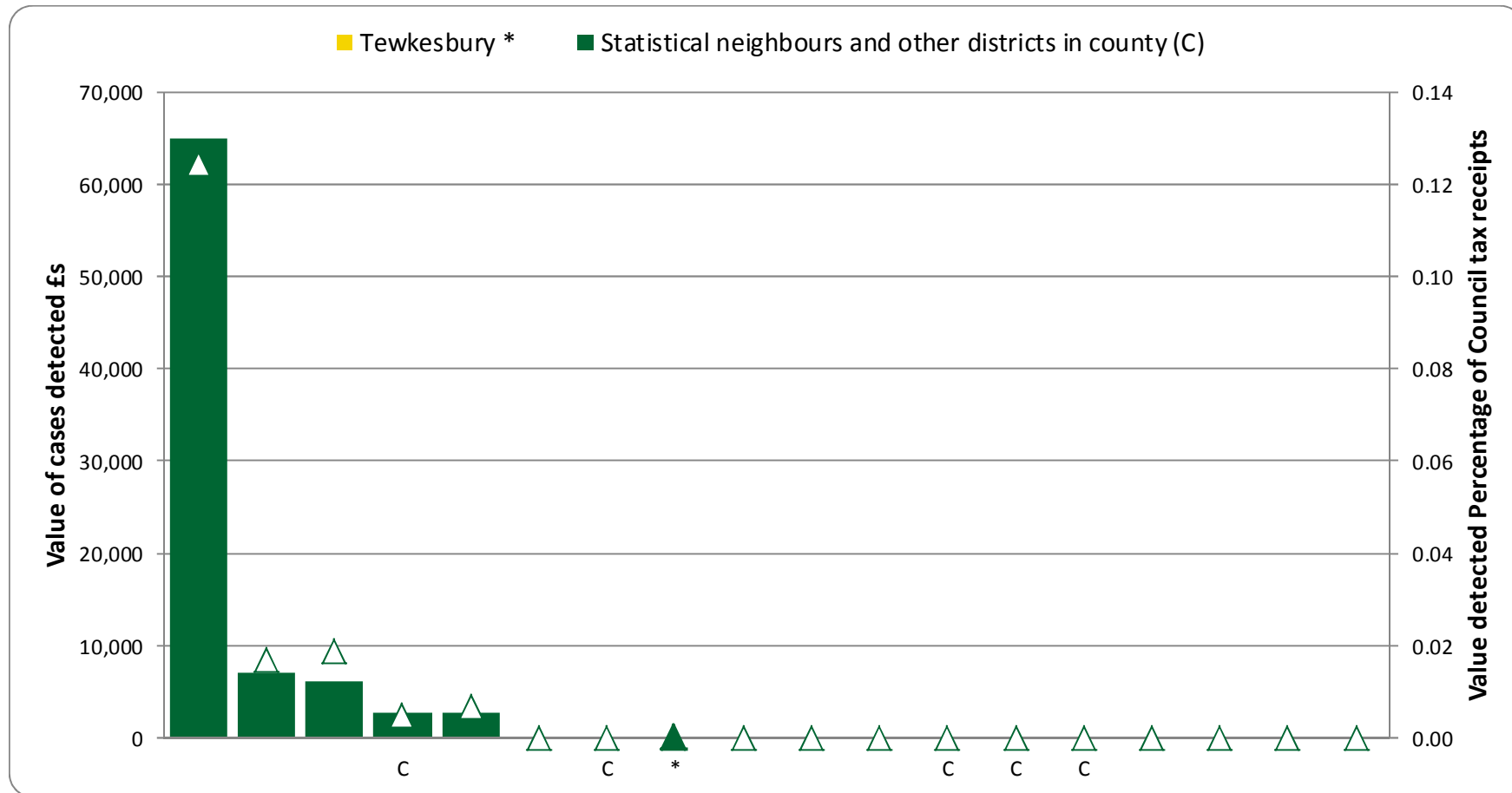
Average for statistical neighbours and county: 46 cases, valued at £167,587



Council tax discount fraud 2013/14

Total detected cases, and value as a proportion of council tax income

Tewkesbury



Tewkesbury did not detect any cases of this type of fraud.

Average for statistical neighbours and county: 7 cases, valued at £4,921



Councils without housing stock 2013/14

Housing tenancy fraud

4 per cent of social housing stock in London and 2 per cent outside London is subject to tenancy fraud

Second largest fraud loss to local government, £845 million

The Prevention of Social Housing Fraud Act 2013: criminalises tenancy fraud

Combined with housing associations the total loss in England, £1.8 billion

Councils have powers to investigate and prosecute tenancy fraudsters on behalf of housing associations

Should you be using this legislation and powers to work in partnership with local housing associations?

Other frauds 2013/14 Tewkesbury

Procurement: Tewkesbury did not detect any cases of this type of fraud.
Total for statistical neighbours and county: 0 cases

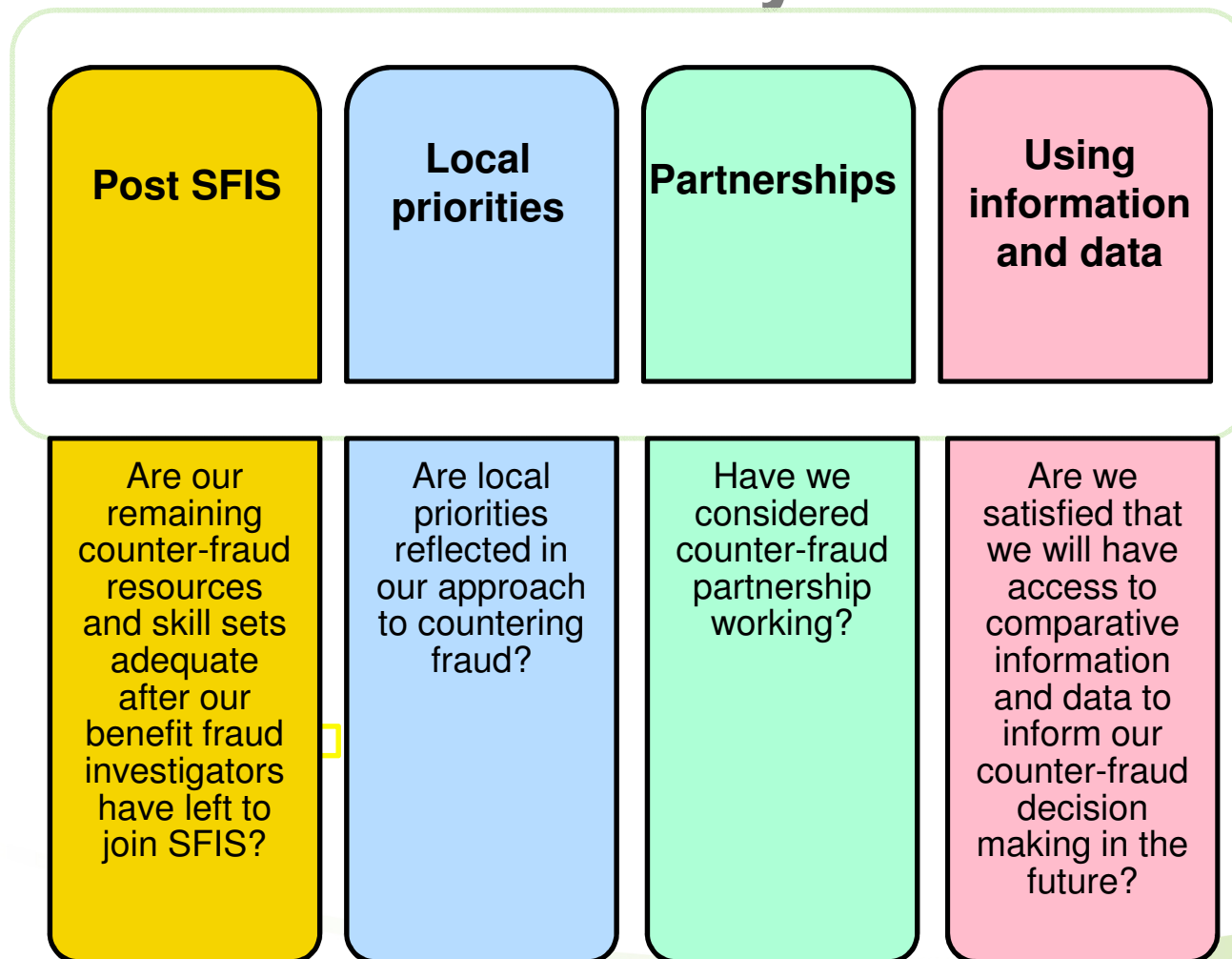
Insurance: Tewkesbury did not detect any cases of this type of fraud.
Total for statistical neighbours and county: 1 case, valued at £0

Economic and third sector: Tewkesbury did not detect any cases of this type of fraud.
Total for statistical neighbours and county: 0 cases

Internal: Tewkesbury detected 1 case of this type of fraud.
Total for statistical neighbours and county: 7 cases, valued at £4,902

*Correctly recording fraud levels is a central element in assessing fraud risk.
It is best practice to record the financial value of each detected case*

Questions elected members and decision makers may wish to ask



Any questions?

